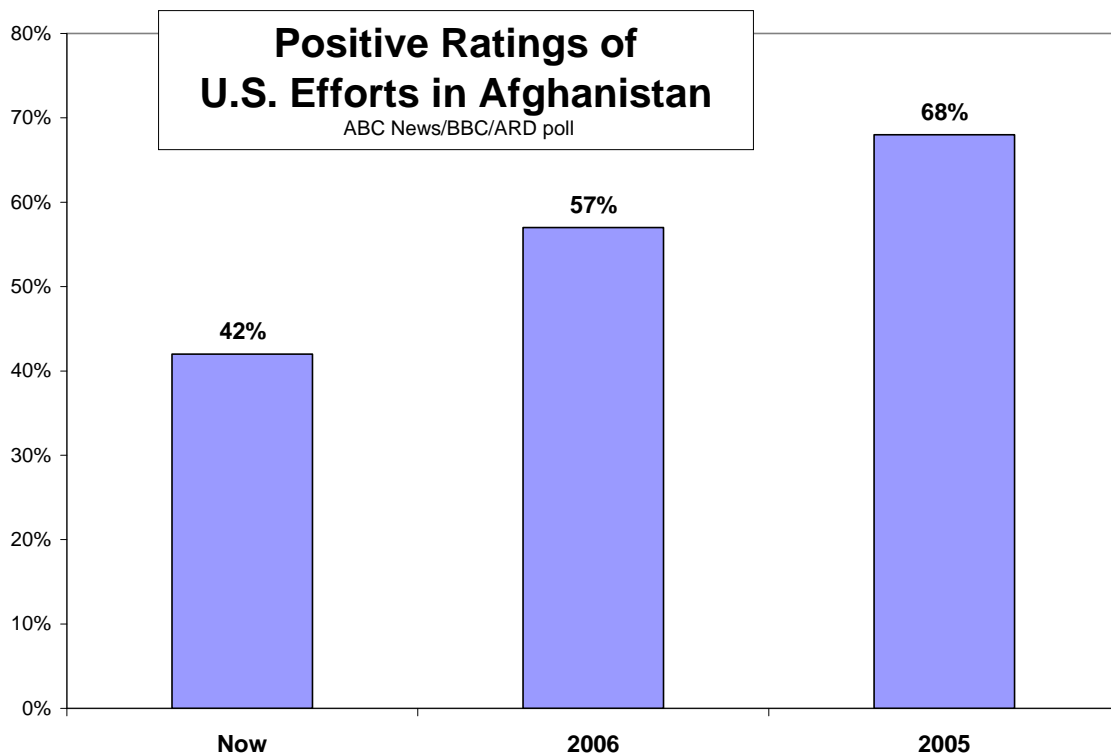


Afghans' Criticism of U.S. Efforts Rises; In the Southwest, Taliban Support Grows

Frustrated by ongoing violence and uneven development, Afghans have grown sharply more critical of U.S. efforts in their country – and in the beleaguered Southwest, support for the Taliban, ousted from power six years ago, is on the rise.

Overall 42 percent of Afghans rate U.S. efforts in Afghanistan positively, down steeply from 68 percent in 2005 and 57 percent last year. For the first time, this national ABC News/BBC/ARD survey finds that more than half of Afghans disapprove of U.S. efforts.

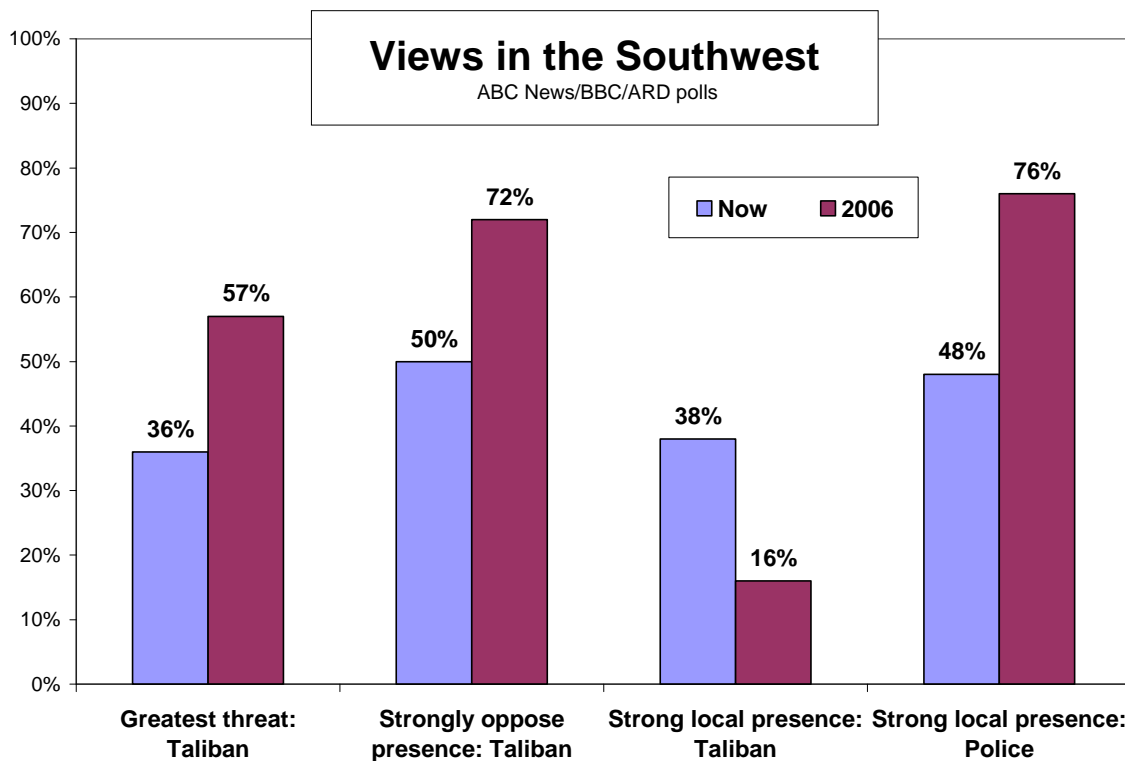
Afghans' confidence in the ability of U.S. and NATO forces to provide security also has dropped, from two-thirds a year ago to just over half now. And there's been a similar, 15-point decline in the number who say people in their area support these forces.



The problem is not the United States and NATO's alone: Ratings of the strength and effectiveness of the Afghan police, and their level of local support, also have declined. Meanwhile 42 percent of Afghans say the Taliban has gained strength in the past year – far more than say it's weakened.

Many such views are worse in the Southwest, the main Taliban hotspot. There, nearly two-thirds rate U.S. efforts negatively, confidence in local authorities is down sharply – and opposition to the Taliban has weakened substantially. Twenty-three percent in the Southwest say people in their area support the Taliban, triple what it was last year, and compared to just 8 percent nationally.

Further, a year ago 81 percent in the Southwest said the Taliban had “no significant support at all” in their area; now just 52 percent say so. Preference in the Southwest for the current government rather than the Taliban has declined from 90 percent then to 77 percent now. And in the single biggest change, just 45 percent in the Southwest now support the presence of NATO forces there – dramatically down from 83 percent a year ago. Civilian casualties blamed on these forces is a prime complaint.



POSITIVES – Not all trends are negative; many Afghans in this national poll express forbearance, and half retain optimism, in the face of the country’s difficulties. And criticism of the United States is largely focused on its performance, not its presence. Seventy-one percent of Afghans support the United States’ presence in Afghanistan – and where the U.S. is seen as strongest, its approval ratings peak.

Despite some deterioration, most Afghans continue to see the U.S.-led overthrow of the Taliban as a good thing – 76 percent, although down from 88 percent last year – and to support U.S. forces remaining in their country. And 65 percent of Afghans still view the

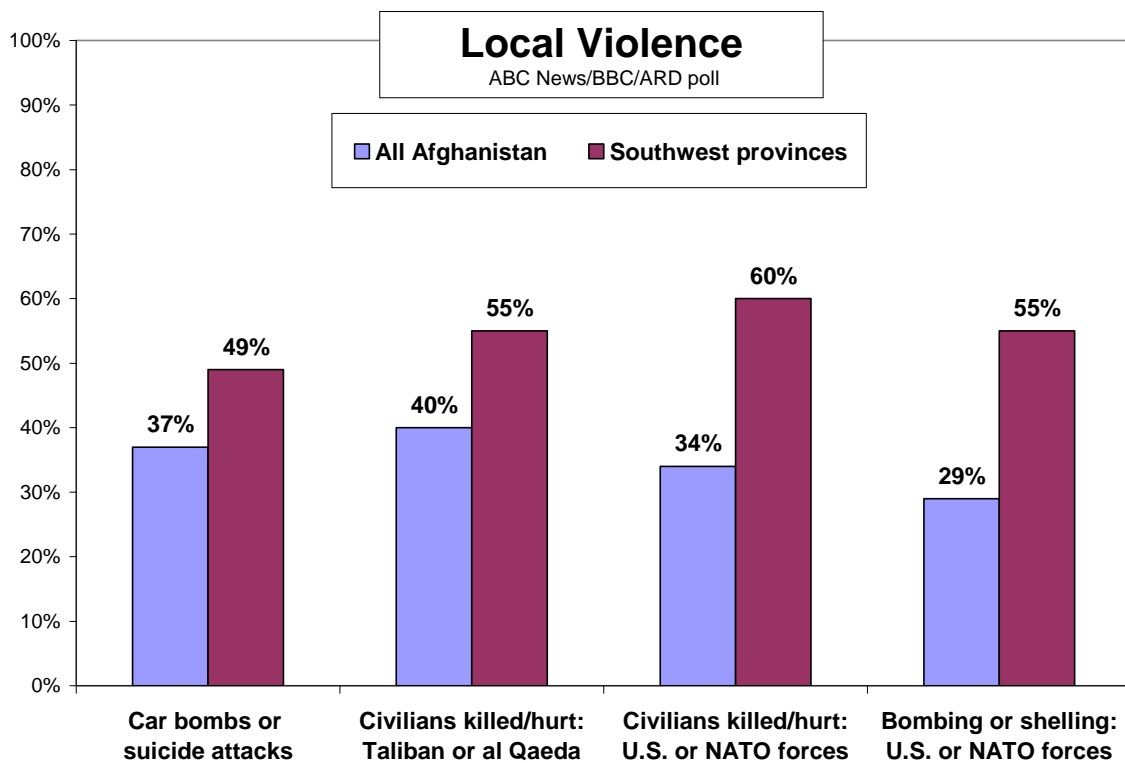
United States favorably overall, down from a peak of 83 percent in 2005 but still remarkable compared with America’s image in most other Muslim countries.

This survey, the third in Afghanistan sponsored by ABC News and other media partners, marks the anniversary of the fall of the Taliban six years ago this week. It was conducted via face-to-face interviews with 1,377 Afghans in each of the country’s 34 provinces.

CHALLENGES – The results find a range of challenges: a resurgent Taliban, associated violence, still-deep economic difficulties and very different experiences across regions. Attitudes are far more negative in high-conflict areas, particularly the Southwest provinces of Helmand and Kandahar, but also in western Herat and other areas that have seen Taliban attacks. Views are far more positive in the more peaceful North.

Regardless of regional differences, violence is widespread. Thirty-seven percent of Afghans say car bombings or suicide attacks have occurred in their area, as many report civilians hurt or killed by Taliban or al Qaeda fighters and 34 percent report civilian casualties caused by U.S. or NATO forces. A quarter say such casualties have occurred within the past year.

These numbers spike in the embattled Southwest, where 60 percent report civilians killed or injured by U.S. or NATO forces, 55 percent report bombing or shelling by such forces, and as many, 55 percent, report civilian casualties at the hands of the Taliban, al Qaeda or foreign jihadi fighters. Reports of such violence are vastly lower in the North and Northeast.



SECURE/REBUILD – The survey’s results underscore the critical role of a strong presence, the provision of security and effective reconstruction in the country – factors that may ultimately lead to success or failure in Afghanistan. Positive impressions of each of these are associated with positive views of the country’s direction, its government and the U.S. and allied role there.

Overall, 63 percent of Afghans say reconstruction in their area has been effective (although that includes far fewer, 15 percent, who call it “very” effective). The contrast with attitudes in Iraq is remarkable; there just 23 percent call reconstruction effective.

It matters: Among Afghans who see reconstruction as very effective, 67 percent say their country’s headed in the right direction overall; among those who say it’s been ineffective, that drops to 40 percent. People who say reconstruction is going well, similarly, are 24 points more apt to rate the Afghan government positively and 24 points more apt to hold a favorable opinion of the United States.

The provision of security offers a similar payback: Positive ratings for U.S. efforts in Afghanistan are nearly twice as high among Afghans who say their local security is “very good” as among those who say it’s bad. And the United States gets far better ratings from Afghans who say it has a “strong presence” in their area (73 percent positive), compared with those who say it has a less strong presence (52 percent positive) or a weak presence if any (among whom just 30 percent rate U.S. efforts positively).

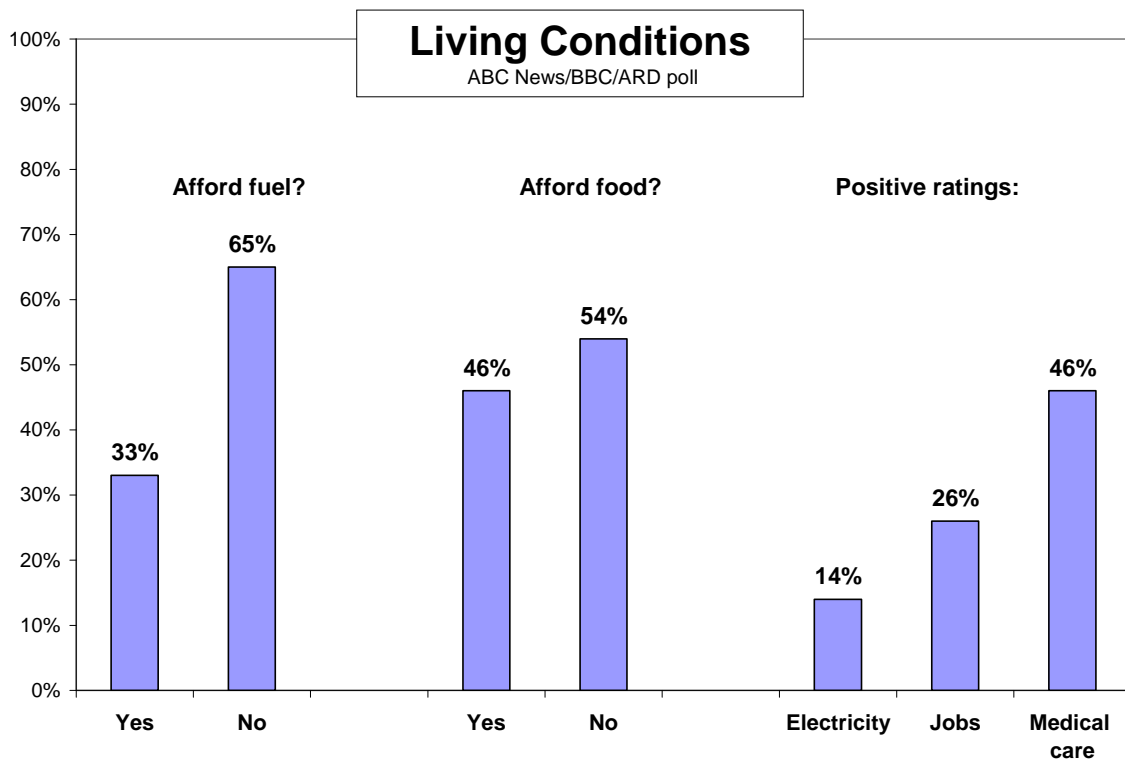
Indeed, among Afghans who report U.S. or allied forces in their own area, 67 percent say those forces have done a good job.

	Positive ratings of		
	U.S. forces	Country’s direction	Afghan gov’t
Where reconstruction is very effective	54%	67%	78%
Where it’s ineffective	32	40	44
Where security is very good	57	62	62
Where security is very bad	14	34	41
Where U.S./NATO forces are very strong	73	65	67
Where there’s weak or no U.S./NATO presence	30	47	57

All this means that winning support in the Afghan countryside requires being there – a problem, in that just 50 percent of Afghans say U.S. or NATO forces have a strong presence in their area, down from 57 percent last year. Twice as many say such forces have no local presence at all as say they have a “very strong” presence. (There are about 26,000 U.S. troops in Afghanistan, compared with 162,000 in Iraq.)

There's a flipside to these results – the ill will that results from civilian casualties. Among Afghans who report shelling, bombing or civilian deaths in their area caused by U.S. or NATO forces, approval of U.S. efforts overall drops sharply, to 29 percent. Specifically in the Southwest, among people who report no civilian deaths or injuries caused by coalition forces, 64 percent say people in their area support these forces. Among those who report such casualties, that support is 30 points lower.

LIVING CONDITIONS – Beyond the fighting are problematic living conditions in this underdeveloped nation. Recent sharp increases in food and fuel prices are a notable concern: With winter approaching, two-thirds of Afghans say they can't afford basic fuel supplies and 54 percent say they can't afford food. (Reflecting its lack of affordability, there's been a 17-point drop in the number who say food is readily available.)



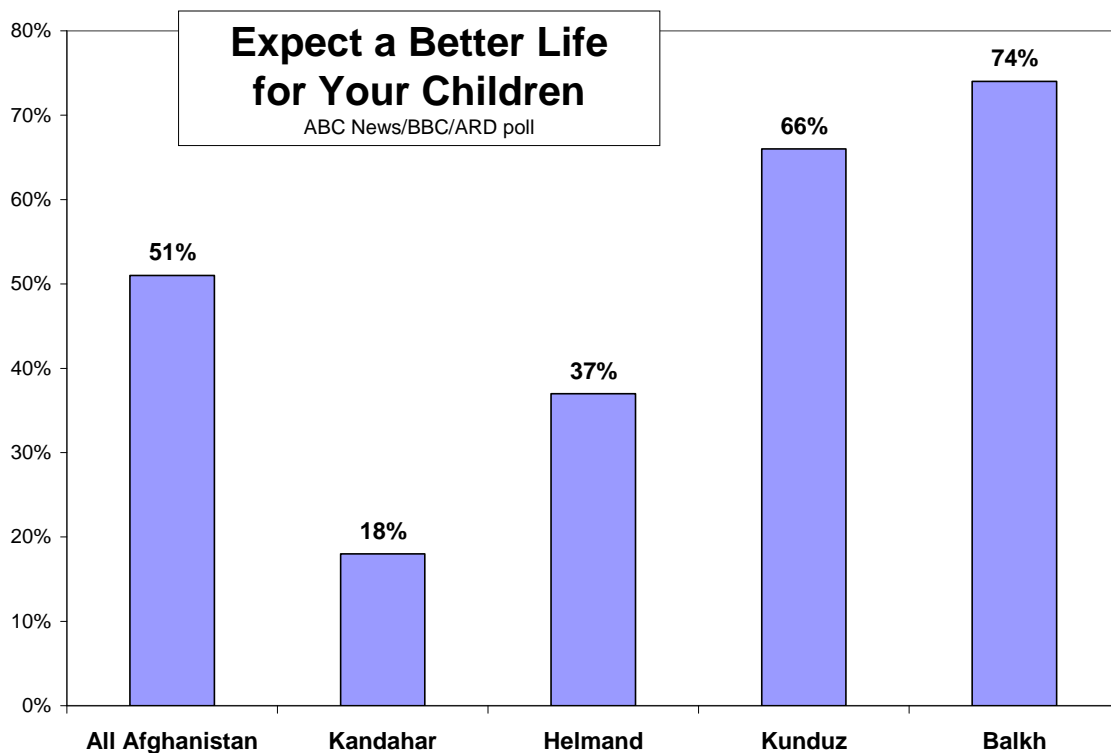
Lack of jobs, electricity and medical care and poor roads, bridges and other infrastructure are other broad and persistent concerns. Nearly half the population is illiterate; six in 10 Afghans have household incomes under \$100 a month.

Yet despite these and other difficulties, positive views remain, with a range of basic ratings largely stabilizing after worsening sharply from 2005 to 2006. Whatever their deprivations, 70 percent rate their overall living conditions positively, and 66 percent rate their own local security positively. (But in the Southwest, just 36 percent rate their security positively – the fewest anywhere.)

Fifty-four percent say the country is going in the right direction – well down from 77 percent in 2005, but about the same as last year. Sixty-three percent rate Hamid Karzai’s work as president positively, vs. 68 percent a year ago and 83 percent in 2005.

Fifty percent of Afghans expect their lives to improve in the year ahead (down from two-thirds in 2005); half, likewise, expect their children’s lives to be better than their own. While not broadly positive, compare that to Iraq, where in August only 29 percent expected their lives to improve, and just 33 percent saw their children as doing better.

But here, again, regional differences draw a splintered portrait. In Kandahar, the Taliban’s hometown, just 18 percent see a better life for their children; it’s a still-low 37 percent in next-door Helmand. That soars, by contrast, to three-quarters in Balkh and two-thirds in Kunduz, two Northern provinces.



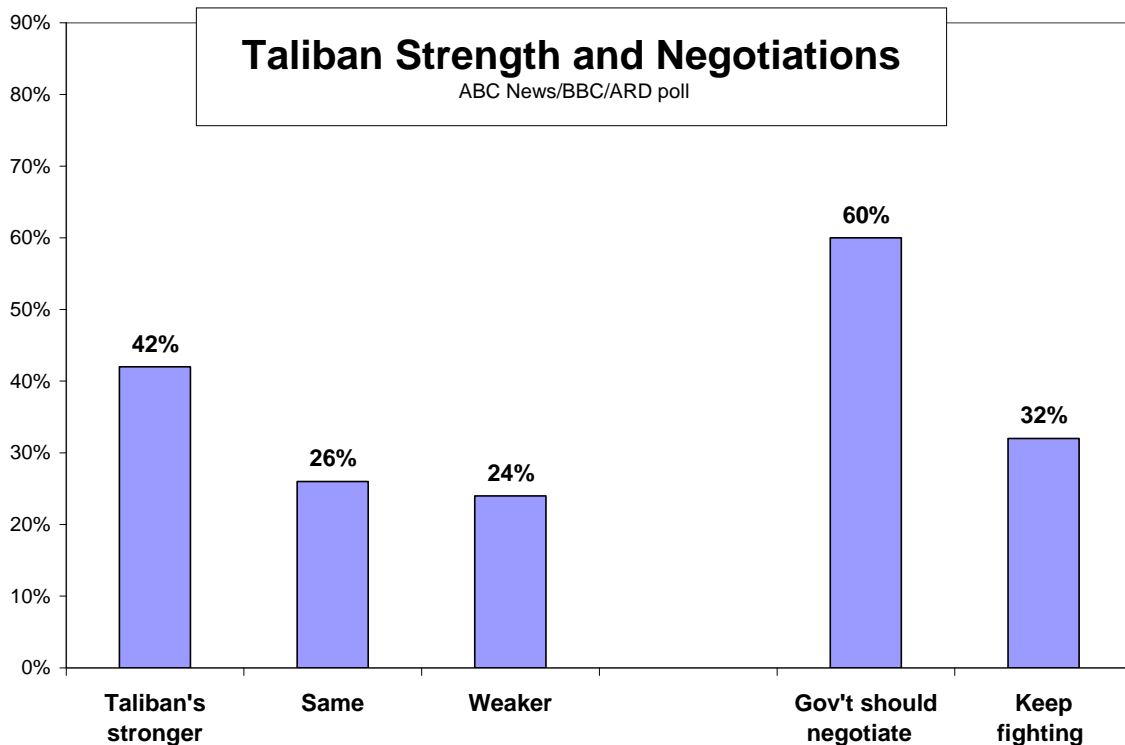
This optimism also is higher among Afghanistan’s ethnic, northern Tajiks than among its Pashtuns, who dominate in more troubled areas. Pashtuns, in turn, are much more apt to view the United States negatively and to endorse violence against U.S. and NATO forces.

THE TALIBAN – The Taliban cast a growing shadow; while still deeply unpopular in most of the country, they are seen as advancing. As noted, a plurality of Afghans, 42 percent, say the movement has gained strength in the past year, far surpassing the 24 percent who think it’s weakened.

That's hardly desired. Just 13 percent of Afghans express a favorable opinion of the Taliban, essentially the same as last year (and just 10 percent say it has a strong presence in their area, although more, 25 percent, say it has at least some presence). Afghans prefer their current government to the Taliban by 84-4 percent. (It was 91-1 in 2005.)

Asked, in an open-ended question, the prime cause of the violence in their country, 36 percent of Afghans name the Taliban, and an additional 22 percent cite al Qaeda or foreign jihadi fighters. Nineteen percent cite either U.S. or NATO forces or the U.S. government.

Despite the Taliban's very negative reputation – and partly linked to perceptions of its strength – 60 percent of Afghans say the Karzai government should negotiate a settlement in which Taliban leaders would be allowed to hold political office in exchange for laying down their arms. Support for a settlement is 16 points higher among those who think the Taliban has grown stronger rather than weaker; and it peaks, at 88 percent, in its home base, Kandahar.



Karzai offered negotiations with the Taliban in September; the Taliban demanded foreign troops first leave the country, a condition Karzai refused.

THE SOUTHWEST – While views of the Taliban are highly negative overall, in Kandahar, Helmand and surrounding provinces where Taliban activity has been greatest, there are changes – not much overt sympathy for the Taliban, but lessened rejection.

In 2006, 57 percent in the Southwest called the Taliban the country's greatest threat; now it's 36 percent. Fifty percent in the Southwest say they strongly oppose the presence of the Taliban; that's down from 72 percent last year. There's been a 23-point increase in perceptions in this region that the Taliban has a strong local presence, and a concomitant 29-point decline in perceptions of a strong presence by the Afghan police.

Confidence in the ability of provincial governments in the Southwest to provide security is down by 20 points; confidence in the ability of the Taliban to provide security, while still much lower, is up by 19 points. As noted above, there's been a 29-point drop in the number who say the Taliban has "no significant support at all" in the area. And very unfavorable views of the Taliban have fallen from 62 percent last year to 44 percent now.

There's been no change in views of the strength of U.S. or NATO forces in the region. But as noted, there's been a huge 37-point drop in the number of people in the Southwest who report local support for NATO forces, as well as a 20-point drop in support for U.S. forces.

A year ago 78 percent in the Southwest called it a good thing for the United States to have overthrown the Taliban; today 59 percent say so. And positive ratings of overall living conditions have worsened by 20 points in the Southwest.

In another troubling result, favorable opinions of Osama bin Laden have increased in the Southwest from 1 percent last year to 15 percent now.

TALIBAN ACTIVITY – While Taliban activity continues, there have been reported declines in three areas – the burning of schools and government buildings (reported by 33 percent, vs. 45 percent last year), bombings (also now reported by 33 percent, compared with 43 percent) and individual killings (34 percent, vs. 42 percent).

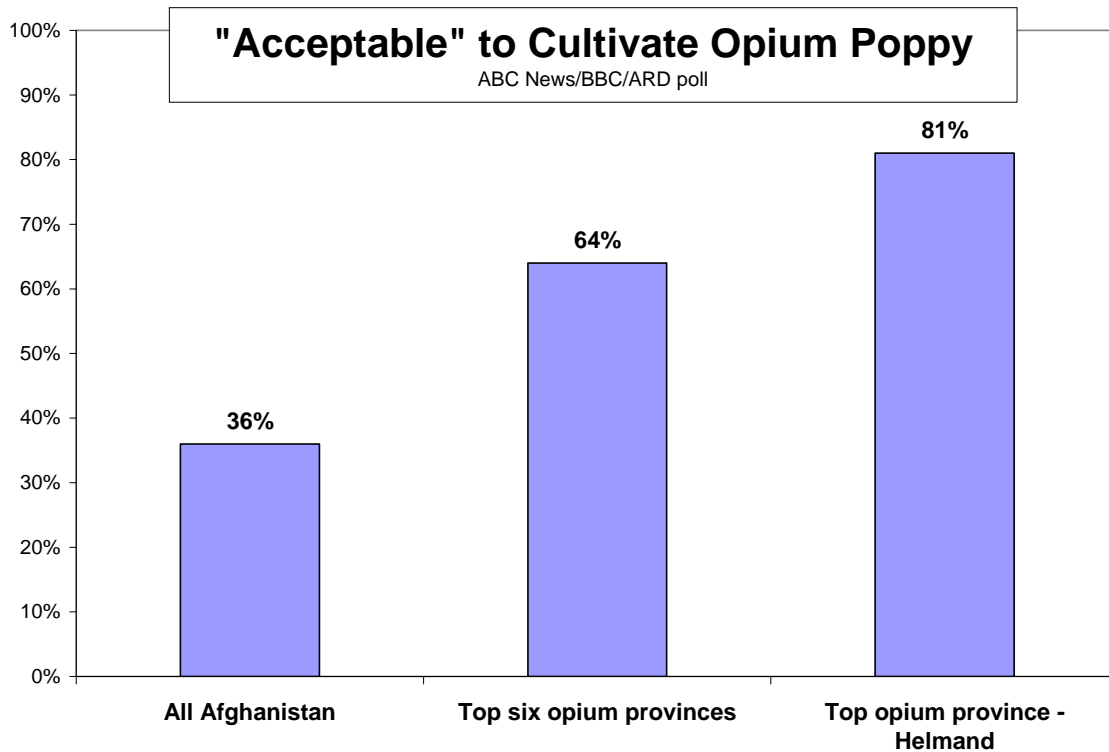
There's been no meaningful change, however, in the number of Afghans who report clashes between Taliban and government or foreign forces in their area, 42 percent; it may be that fighting with these forces has distracted the Taliban from individual-level attacks. There also are, again, broad regional differences. In the Southwest, more, 60 percent, report fighting between Taliban and government forces; so do 63 percent in the Northwest, vs. just 23 percent in the North.

Afghans broadly suspect their neighbor Pakistan of a hand in all this: Sixty-nine percent of Afghans believe Pakistan, a past supporter of the Taliban, is allowing it to operate within Pakistani borders. Indeed just 19 percent of Afghans have a favorable opinion of Pakistan, almost as low as the Taliban itself (13 percent).

OPIUM – The Taliban and development problems are far from Afghanistan's only difficulties. Opium is a vastly growing problem; the United Nations has reported a 34 percent increase in opium production in Afghanistan this year, making it "practically the exclusive supplier of the world's deadliest drug," with 93 percent of the market.

The center of this activity is the Southwest, where, the U.N. says, “opium cultivation has exploded to unprecedented levels,” with just over half the country’s crop produced in a single province, Helmand.

Overall, 36 percent of Afghans call it acceptable to grow opium poppy (most, “if there is no other way to earn a living”), about the same as last year. But the regional differences are vast. In the top six opium-producing provinces, 64 percent call it acceptable; in Helmand, it’s 81 percent. Elsewhere far fewer, 27 percent, agree.



In Helmand and the other top-producing provinces, two-thirds or more of those who see poppy cultivation as acceptable say that’s the case only if there’s no other way to earn a living. That suggests people would accept an alternative – if one were available.

What to do about the crop is a controversial issue in Afghanistan. The United States and others have urged Karzai to allow aerial spraying of herbicides, but he’s been resistant, and so is the public. While 84 percent say the government should take measures to kill off poppy fields, far fewer, 13 percent, support spraying herbicides. Forty-five percent are outright opposed, and another quarter are unsure about it.

In the top-producing provinces, nearly three in 10 residents say the government should simply allow the crop to be grown. In the rest of the country, just 7 percent agree.

CORRUPTION – Corruption is another problem: A quarter of Afghans say police or provincial government officials have demanded a bribe from them or someone they

know. For police bribes, that rises to 35 percent among men, vs. 19 percent of women, and it peaks where the central government is seen as weakest.

Afghans are more apt to report demands for bribes by police and provincial authorities than by local militia leaders (18 percent), the Afghan Army (4 percent) or the Taliban (5 percent). That would hardly seem an effective way to win hearts and minds; indeed people who report bribe demands are much more negative in their ratings of the country's direction, the national and provincial governments and U.S. efforts alike.

Overall 72 percent of Afghans call corruption among government officials a problem in their country, little changed from 78 percent last year. There has been a 10-point drop in the number who call it a "big" problem, now 45 percent; it remains to be seen whether that means it's being addressed, or people are accommodating themselves to it.

WITHDRAW/ATTACK – There's been a decline in the number of Afghans who say U.S. forces should remain in their country either until security is restored, or permanently – now 49 percent, down from 60 percent last year. Just 14 percent desire immediate withdrawal; most of the rest divide between a one- or two-year time frame.

While they remain, these forces clearly face danger – not just from Taliban and other fighters, but from a substantial segment of the population. Seventeen percent of Afghans say attacks on U.S. forces can be justified. That rises to 26 percent in Southwest overall, peaking at 40 percent in Helmand, and about as high, 38 percent in Nangarhar, in the East. And it's 28 percent among Pashtuns, vs. 10 percent among all other Afghans.

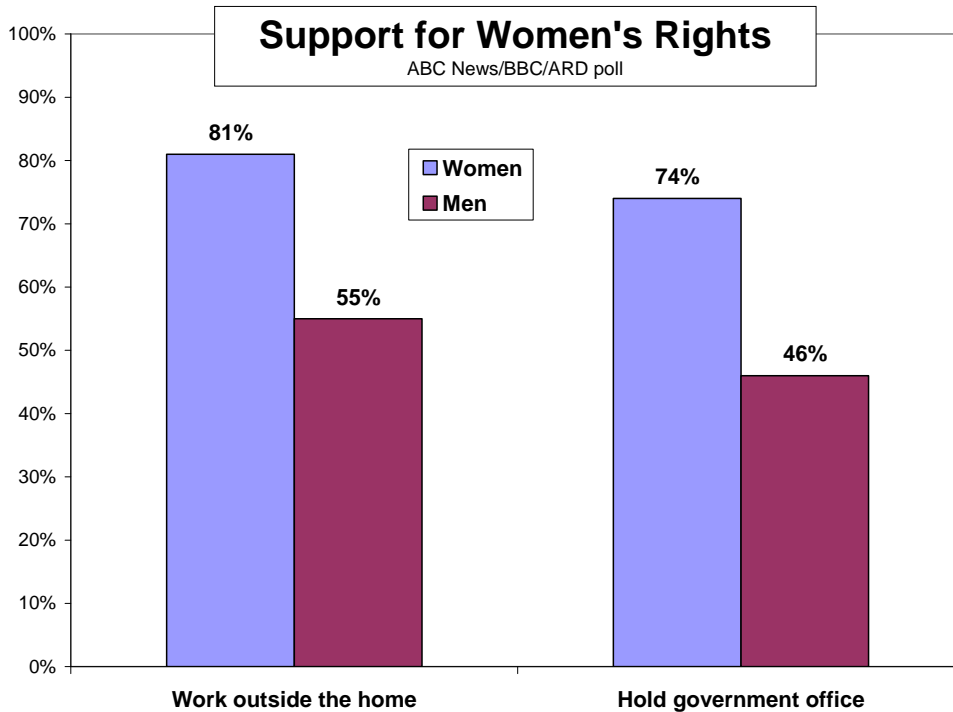
WOMEN'S RIGHTS – Finally, the poll finds majority support for women's rights, albeit not all at levels that are customary in Western societies – and with striking differences between the sexes and among other groups, particularly in rural vs. urban areas.

Overall, 68 percent of Afghans support women holding jobs outside the home and 60 percent support women holding government office. But while 81 percent of Afghan women support women working outside the home, that falls to 55 percent of men. And while 74 percent of women support women in government, just 46 percent of men agree.

There are sharp differences in intensity of sentiment among urban and rural groups. Among urban women, 66 percent "strongly" support women holding government office; that falls to just 35 percent of rural women, 32 percent of urban men – and only 15 percent of rural men.

Similarly, 71 percent of urban women strongly support women working outside the home; that falls to 49 percent of rural women, 37 percent of urban men and 19 percent of rural men. Seventy-six percent of urban women strongly support women voting; at the other extreme, just 48 percent of rural men agree.

In another measure, among urban women, just 28 percent strongly support women wearing the burka, the traditional, full-body cloak; that rises to 46 percent among rural women, and 58 percent among rural men.



There are other differences across groups. Ethnic Tajiks are much more apt than more conservative Pashtuns to support women voting, working and holding government positions. In the capital, Kabul, 96 percent of residents support women voting and 93 percent support women holding jobs; in the Southwest just 66 percent support women voting, and just 48 percent support women holding jobs.

Across the country, 60 percent of Afghans give a positive rating to “the rights of women” in their community. But that’s down from 71 percent a year ago, down particularly, by 21 points, among women living in rural areas; and by 22 points among unmarried women.

	Rating of women’s rights in your community	
	Good	Bad
Urban men	84%	16
Urban women	80	18
Rural men	58	38
Rural women	48	49

While the condition of women’s rights is rated positively by eight in 10 urban men and women alike, that falls to 58 percent of men in rural areas – and just 48 percent of rural women. And more than three-quarters of Afghanistan’s population is rural.

METHODOLOGY – This survey was conducted for ABC News, the BBC and ARD by Charney Research of New York, with field work by the Afghan Center for Social and Opinion Research in Kabul. Interviews were conducted in person, in Dari or Pashto, among a random national sample of 1,377 Afghan adults from Oct. 28 to Nov. 7, 2007. The results have a 3-point error margin.

See methodological details at abcnews.com/pollingunit.

Analysis by Gary Langer.

ABC News polls can be found at ABCNEWS.com at <http://abcnews.com/pollvault.html>.

Media contact: Cathie Levine, (212) 456-4934.

Full results follow.

1. Generally speaking, do you think things in Afghanistan today are going in the right direction, or do you think they are going in the wrong direction?

	Right	Wrong	Mixed (vol.)	No opinion
11/07/07	54	24	15	7
10/19/06*	55	22	17	5
10/18/05*	77	6	11	6
3/13/04*	64	11	8	16

*10/06, ABC News/BBC World Service poll. 10/05, ABC News poll. 3/04, Charney Research poll.

2. (IF RIGHT DIRECTION) Why do you say that? (Up to two answers accepted.)

	11/07/07	10/19/06	10/18/05	3/13/04
Good security	34	23	34	20
Peace/End of war	25	25	31	53
Disarmament	22	28	27	35
Reconstruction/Rebuilding	20	19	15	18
Girls schools/Women can work/ Women's freedom	19	22	12	13
Freedom/Free speech	18	23	17	11
Democracy/Elections	12	12	15	9
Economic revival	13	10	8	5
Refugees return	10	12	12	9
Good government	10	10	9	6
International assistance	8	10	6	1
Travel possible/Free movement	5	8	10	7
Return of Taliban/Opposition to government/Jihad	1	-	-	-
Other	1	0	1	0
No opinion	2	0	1	0

3. (IF WRONG DIRECTION) Why do you say that? (Up to two answers accepted.)

	11/07/07	10/19/06	10/18/05	3/13/04
Economy bad	52	40	41	30
Taliban return/No peace/Violence	32	36	34	-
Bad government	20	26	20	40

No reconstruction/No progress	24	21	19	35
Western influence too great/ Dangers to Islam	16	17	27	8
Neighboring countries cause problems	13	14	12	28
Education bad	12	8	12	14
Too many foreigners/Foreign aid causes problems	8	13	10	6
Lack of aid/No development assistance	10	19	7	13
Other	4	3	3	1
No opinion	7	2	7	1

4. In your view, what is the biggest problem facing Afghanistan as a whole? And after that, what is the next biggest problem?

11/07/07 - Summary table

	First	Second	Total
Security/Warlords/Attacks/Violence	30	8	38
Taliban	26	11	37
Economy/Poverty/Jobs	16	17	32
Reconstruction/Rebuilding	3	6	9
Education/Schools/Literacy	4	6	10
Government/Weak government/Central authority	3	5	8
Electricity	3	9	12
Roads	2	7	10
Health care/Clinics/Hospitals	1	4	5
Water	*	2	2
Corruption	8	17	25
Lack of shelter	*	*	*
Discord/Lack of unity	0	*	*
High prices/Joblessness	*	1	1
Foreign interference/Suicide attacks	1	*	2
Lack of economic cooperation	*	*	*
Poppy smuggling	*	*	1
Terrorism	*	*	*
Availability of weapons	*	0	*
No opinion	1	4	5

Trend:

a. Security/Warlords/Attacks/Violence

	First	Second	Total
11/07/07	30	8	38
10/19/06	33	8	41
10/18/05	28	5	33
3/13/04	37	6	43

b. Taliban

	First	Second	Total
11/07/07	26	11	37
10/19/06	24	9	33
10/18/05	22	12	34
3/13/04	1	2	3

c. Economy/Poverty/Jobs

	First	Second	Total
11/07/07	16	17	32
10/19/06	17	21	38
10/18/05	28	19	47

3/13/04	29	22	51
---------	----	----	----

d. Reconstruction/rebuilding

	First	Second	Total
11/07/07	3	6	9
10/19/06	2	5	7
10/18/05	3	9	12
3/13/04	5	10	15

e. Education/Schools/Literacy

	First	Second	Total
11/07/07	4	6	10
10/19/06	4	7	11
10/18/05	8	13	21
3/13/04	9	17	26

f. Government/Weak government/Central authority

	First	Second	Total
11/07/07	3	5	8
10/19/06	5	9	14
10/18/05	3	8	11
3/13/04	1	12	13

g. Electricity

	First	Second	Total
11/07/07	3	9	12
10/19/06	4	5	9
10/18/05	3	10	13
3/13/04	6	10	16

h. Roads

	First	Second	Total
11/07/07	2	7	10
10/19/06	2	6	8
10/18/05	2	9	11
3/13/04	5	7	12

i. Health care/Clinics/Hospitals

	First	Second	Total
11/07/07	1	4	5
10/19/06	0	4	4
10/18/05	2	13	15
3/13/04	2	7	9

j. Water

	First	Second	Total
11/07/07	*	2	2
10/19/06	0	2	2
10/18/05	0	1	1
3/13/04	2	3	5

k. Corruption

	First	Second	Total
11/07/07	8	17	25
10/19/06	5	17	22

1. High prices/Joblessness

	First	Second	Total
11/07/07	*	1	1
10/19/06	2	2	4

m. Foreign interference/Suicide attacks

	First	Second	Total
11/07/07	1	*	2
10/19/06	1	1	2

5. I would like to ask you about today's conditions in the village/neighborhood where you live. How would you rate the following using very good, somewhat good, somewhat bad or very bad?

11/07/07 - Summary table

	----- Good -----			----- Bad -----			No op.
	NET	Very	Smwhat	NET	Smwhat	Very	
a. Your living conditions overall	70	11	59	28	23	5	1
b. Security from crime and violence	66	16	50	33	24	8	1
c. Availability of jobs/ Economic opportunities	26	3	23	73	45	28	1
d. Roads, bridges and other infrastructure	31	4	27	69	36	33	1
e. The availability of clean water	53	17	37	46	28	18	1
f. The supply of electricity	14	4	10	84	23	61	2
g. The availability of food	65	11	54	33	27	6	1
h. The availability of medical care	46	6	40	53	35	18	1
i. The local schools	70	21	49	29	15	14	1
j. The rights of women	60	17	43	38	23	14	3
k. Your freedom of movement - the ability to go where you wish safely	71	27	44	28	18	10	2

Trend:

a. Your living conditions overall

	----- Good -----			----- Bad -----			No opinion
	NET	Very	Smwhat	NET	Smwhat	Very	
11/07/07	70	11	59	28	23	5	1
10/19/06	76	11	65	24	21	3	0
10/18/05	83	15	68	16	13	3	1

b. Security from crime and violence

	----- Good -----			----- Bad -----			No opinion
	NET	Very	Smwhat	NET	Smwhat	Very	
11/07/07	66	16	50	33	24	8	1
10/19/06	69	20	49	30	25	6	0
10/18/05	72	28	45	24	19	5	3

c. Availability of jobs/Economic opportunities

	----- Good -----			----- Bad -----			No opinion
	NET	Very	Smwhat	NET	Smwhat	Very	
11/07/07	26	3	23	73	45	28	1
10/19/06	34	5	28	66	49	17	0
10/18/05	35	5	30	60	41	19	6

d. Roads, bridges and other infrastructure

	----- Good -----			----- Bad -----			No opinion
	NET	Very	Smwhat	NET	Smwhat	Very	
11/07/07	31	4	27	69	36	33	1
10/19/06	31	6	24	69	39	30	0
10/18/05	24	2	21	75	39	37	1

e. The availability of clean water

	----- Good -----			----- Bad -----			No opinion
	NET	Very	Smwhat	NET	Smwhat	Very	
11/07/07	53	17	37	46	28	18	1
10/19/06	54	14	40	46	31	15	0
10/18/05	59	18	40	41	31	10	0

f. The supply of electricity

	----- Good -----			----- Bad -----			No opinion
	NET	Very	Smwhat	NET	Smwhat	Very	
11/07/07	14	4	10	84	23	61	2
10/19/06	21	4	17	78	28	50	0
10/18/05	17	4	14	82	29	52	1

g. The availability of food

	----- Good -----			----- Bad -----			No opinion
	NET	Very	Smwhat	NET	Smwhat	Very	
11/07/07	65	11	54	33	27	6	1
10/19/06	82	17	64	18	14	4	0
10/18/05	78	22	56	20	17	3	2

h. The availability of medical care

	----- Good -----			----- Bad -----			No opinion
	NET	Very	Smwhat	NET	Smwhat	Very	
11/07/07	46	6	40	53	35	18	1
10/19/06	49	9	40	51	39	12	0
10/18/05	44	12	33	55	44	11	1

i. The local schools

	----- Good -----			----- Bad -----			No opinion
	NET	Very	Smwhat	NET	Smwhat	Very	
11/07/07	70	21	49	29	15	14	1
10/19/06	73	18	55	27	23	4	0
10/18/05	80	25	55	19	13	6	0

j. The rights of women

	----- Good -----			----- Bad -----			No opinion
	NET	Very	Smwhat	NET	Smwhat	Very	
11/07/07	60	17	43	38	23	14	3
10/19/06	71	21	50	28	22	6	0

k. Your freedom of movement - the ability to go where you wish safely

	----- Good -----			----- Bad -----			No opinion
	NET	Very	Smwhat	NET	Smwhat	Very	
11/07/07	71	27	44	28	18	10	2

6. What is your expectation for things overall in your life a year from now? Will they be much better, somewhat better, about the same, somewhat worse, or much worse?

	-----Better-----			Same	-----Worse-----			No opinion
	NET	Much	Somewhat		NET	Somewhat	Much	
11/07/07	50	14	36	26	9	7	2	15
10/19/06	54	11	43	23	9	7	2	14
10/18/05	67	23	44	13	1	0	1	19

7. Do you think your children will have a better life than you, worse, or about the same?

	Better	Worse	Same	No opinion
11/07/07	51	11	21	17

8. Which one of the following in your opinion should be the single most important priority for our country? 8b. Which is second-most important?

11/07/07 - Summary table

	First	Second	Total
Security from crime and violence	28	6	35
Creating jobs and economic opportunities	27	18	45
Improving roads, water and electricity supply	17	19	36
Ending corruption among gov't or police officials	13	21	33
Getting U.S. troops out of Afghanistan	3	7	10
Establishing a stable national government	8	17	25
Reducing the cultivation of opium poppies	3	9	11
No opinion	1	3	3

Trend:

a. Security from crime and violence

	First	Second	Total
11/07/07	28	6	35
10/19/06	27	6	33

b. Creating jobs and economic opportunities

	First	Second	Total
11/07/07	27	18	45
10/19/06	28	14	42

c. Improving roads, water and electricity supply

	First	Second	Total
11/07/07	17	19	36
10/19/06	18	20	38

d. Ending corruption among gov't or police officials

	First	Second	Total
11/07/07	13	21	33
10/19/06	13	21	34

e. Getting U.S. troops out of Afghanistan

	First	Second	Total
11/07/07	3	7	10
10/19/06	3	8	11

f. Establishing a stable national government

	First	Second	Total
11/07/07	8	17	25
10/19/06	8	21	29

g. Reducing the cultivation of opium poppies

	First	Second	Total
11/07/07	3	9	11
10/19/06	3	8	11

9. How would you rate the work of:

11/07/07 - Summary table

	----Excellent/Good----			----Fair/Poor----			No opinion
	NET	Excellent	Good	NET	Fair	Poor	
a. The present government	59	15	44	39	29	11	1
b. Hamid Karzai as president	63	26	37	36	28	8	1
c. The provincial government here	51	10	41	45	32	13	3
d. The U.S. in Afghanistan	42	8	35	52	32	21	5

Trend:

a. The present government

	----Excellent/Good----			----Fair/Poor----			No opinion
	NET	Excellent	Good	NET	Fair	Poor	
11/07/07	59	15	44	39	29	11	1
10/19/06	64	15	48	36	27	9	0
10/18/05	80	27	53	20	14	5	1

b. Hamid Karzai as president of Afghanistan

	----Excellent/Good----			----Fair/Poor----			No opinion
	NET	Excellent	Good	NET	Fair	Poor	
11/07/07	63	26	37	36	28	8	1
10/19/06	68	21	46	32	25	7	0
10/18/05	83	45	38	16	14	2	1

c. The provincial government here

	----Excellent/Good----			----Fair/Poor----			No opinion
	NET	Excellent	Good	NET	Fair	Poor	
11/07/07	51	10	41	45	32	13	3
10/19/06	52	10	42	47	36	11	1

d. The U.S. in Afghanistan

	----Excellent/Good----			----Fair/Poor----			No opinion
	NET	Excellent	Good	NET	Fair	Poor	
11/07/07	42	8	35	52	32	21	5
10/19/06	57	12	45	42	27	15	1
10/18/05	68	20	48	30	22	8	3

10. How confident are you that the parliament in Kabul is working well for the benefit of the Afghan people: very confident, fairly confident, not very confident, or not confident at all?

	---- Confident ----			----- Not confident -----			No opinion
	NET	Very	Fairly	NET	Not very	Not at all	
11/07/07	52	14	37	45	23	22	4
10/19/06	59	16	42	39	21	18	2
10/18/05*	77	34	43	16	9	8	7

*"...newly elected parliament will work well..."

11. Who would you rather have ruling Afghanistan today: the current government, or the Taliban?

	Current government	Taliban	Other (vol.)	No opinion
11/07/07	84	4	6	6
10/19/06	88	3	4	5
10/18/05	91	1	2	6

12. Which of the following do you think poses the biggest danger in our country: drug traffickers, local commanders, the United States, the Taliban, the current Afghan government, or something else?

	Taliban	Drug traffickers	Local commanders	US	Current Afghan government	Something else	No op.
11/07/07	52	23	9	10	1	2	2
10/19/06	57	20	9	8	3	0	0
10/18/05	41	28	22	4	2	2	2

13. How effective or ineffective have the reconstruction efforts been in the area where you live since the war of winter 2002? Very effective, somewhat effective, somewhat ineffective or very ineffective?

	---- Effective ---			----- Ineffective -----				None needed	No opin.
	NET	Very	Smwht	NET	Smwht	Very	No efforts		
11/07/07	63	15	48	33	13	9	11	2	2

14. How much of a problem is the issue of corruption among government officials or the police in this area - is that a big problem, a moderate problem, a small problem or not a problem?

	----Big/Moderate----			-----Small/No problem-----			No opinion
	NET	Big	Moderate	NET	Small	Not a problem	
11/07/07	72	45	27	22	10	11	6
10/19/06	78	55	23	20	11	9	2

15. Within the past year has a member of any of these organizations ever demanded a bribe from you or someone you know in exchange for protection or services?

11/07/07 - Summary Table

	Yes	No	No opinion
a. Afghan national police (ANP)	27	69	3
b. Afghan national army (ANA)	4	92	4
c. The provincial government	25	69	5
d. Local commanders	18	73	7
e. The Taliban	5	82	9

16. From today's perspective, do you think it was very good, mostly good, mostly bad or very bad that US military forces came into our country to bring down the Taliban government in 2001?

	----- Good -----			----- Bad -----			No opinion
	NET	Very	Mostly	NET	Mostly	Very	
11/07/07	76	35	40	20	10	10	4
10/19/06	88	45	43	11	7	4	1
10/18/05	87	48	39	9	6	3	4

17. Do you strongly support, somewhat support, somewhat oppose or strongly oppose the presence of the following groups in Afghanistan today?

11/07/07 - Summary table

	----- Support -----			----- Oppose -----			No op.
	NET	Strongly	Smwhat	NET	Smwhat	Strongly	
a. U.S. military forces	71	20	51	27	15	12	2
b. NATO/ISAF military forces	67	25	42	30	17	13	2
c. Jihadi fighters from other countries	14	1	13	83	27	56	3
d. Fighters from the Taliban	5	1	4	92	19	73	3

Trend:

a. U.S. military forces

	----- Support -----			----- Oppose -----			No opinion
	NET	Strongly	Somewhat	NET	Somewhat	Strongly	
11/07/07	71	20	51	27	15	12	2
10/19/06	78	30	48	21	15	6	1

b. NATO/ISAF military forces

	----- Support -----			----- Oppose -----			No opinion
	NET	Strongly	Somewhat	NET	Somewhat	Strongly	
11/07/07	67	25	42	30	17	13	2
10/19/06	78	30	48	21	15	6	1

c. Jihadi fighters from other countries

	----- Support -----			----- Oppose -----			No opinion
	NET	Strongly	Somewhat	NET	Somewhat	Strongly	
11/07/07	14	1	13	83	27	56	3
10/19/06	11	1	10	88	27	61	1

d. Fighters from the Taliban

	----- Support -----			----- Oppose -----			No opinion
	NET	Strongly	Somewhat	NET	Somewhat	Strongly	
11/07/07	5	1	4	92	19	73	3
10/19/06	5	1	3	94	14	81	1

18. Who do you blame the most for the violence that is occurring in the country?

	11/07/07
Taliban	36
Al Qaeda/foreign jihadis	22
U.S./American forces	9
Bush/U.S. government/America	7
Local commanders/warlords	6

Drug traffickers	6
Afghan government/Karzai	5
Afghan forces	2
NATO/ISAF forces	3
Neighboring countries	2
Other	*
No opinion	2

19. Over the past 12 months, would you say the Taliban in Afghanistan have grown stronger, grown weaker, or remained about the same?

	Stronger	Weaker	Same	No opinion
11/07/07	42	24	26	8

20. Do you think the government in Kabul should negotiate a settlement with Afghan Taliban in which they are allowed to hold political offices if they agree to stop fighting, or do you think the government in Kabul should continue to fight the Taliban and not enter into these negotiations?

	Negotiate with Taliban	Continue fighting them	No opinion
11/07/07	60	32	8

21. Are you aware of any foreign military forces in this area who are fighting on the side of the Afghan government? IF YES Do you happen to know if they are mainly American, British, Canadian, German, Dutch, some other nationality?

	----- Aware of foreign forces -----							No	
	NET	American	British	Canadian	German	Dutch	Other	No	opin.
11/07/07	49	31	6	3	5	1	3	34	17

22. (IF AWARE OF FOREIGN FORCES) What is your feeling about how these forces in this area have gone about their duties - have they done a very good job, somewhat good job, somewhat bad job or very bad job?

	----- Good Job -----			----- Bad Job -----			
	NET	Very	Somewhat	NET	Somewhat	Very	No opinion
11/07/07	67	19	48	28	17	12	4

23. (IF GOOD JOB) Why do you say that they are doing a GOOD job?

	11/07/07
Security	36
Fighting Taliban	28
Humanitarian assistance	14
Economic development	10
Well behaved/well disciplined	7
Communicate well	1
Other	1
No opinion	3

24. (IF BAD JOB) Why do you say that they are doing a BAD job?

	11/07/07
Civilian casualties	39
Intrusive searches	15
Poorly behaved/poorly disciplined	11

Too weak to help	7
Don't communicate	4
Fighting Taliban	3
Poorly organized	6
Gains are lost when they leave/ respondent caught in the middle	3
Other	2
No opinion	8

25. At present there are attacks against U.S. military forces in some parts of Afghanistan. Under current circumstances, do you think attacks against U.S. military forces in Afghanistan can be justified or cannot be justified?

	Justified	Cannot be justified	No opinion
11/07/07	17	74	8
10/19/06	13	78	9
10/18/05	30	60	10

26. (IF JUSTIFIED) Why do you say so - what's the main reason attacks can be justified?

	11/07/07	10/19/06
Because they are infidels/foreigners	38	41
Oppose presence of U.S. forces	22	15
Attacks on U.S. military help protect Islam	16	16
Retaliation for abuses	11	8
Attacks on U.S. military help protect Afghan independence	9	10
Other	3	5
No opinion	2	4

27. Do you think each of the following can be justified or cannot be justified?

11/07/07 - Summary Table

	Justified	Not justified	No opin.
a. Attacks on British, German, and other NATO or ISAF forces, apart from the Americans	17	77	7
b. Attacks on Afghan police or military forces	6	91	3
c. Attacks on Afghan government officials	2	94	4

Trend:

- a. No trend.
- b. No trend.

c. Attacks on Afghan government officials

	Justified	Not justified	No opinion
11/07/07	2	94	4
10/19/06*	4	95	0

*"Attacks against government officials"

28. When do you think U.S. military forces should withdraw from Afghanistan?

	Leave now	Within 6-12 mos.	1-2 Years	Only after security restored	Remain permanently	No opinion
11/07/07	14	13	18	42	7	6

10/19/06	13	10	13	55	5	3
10/18/05	8	6	12	65	4	5

29. Apart from the Americans, when do you think British, German, and other NATO or ISAF forces should withdraw from Afghanistan?

	Leave now	Within 6-12 mos.	1-2 Years	Only after security restored	Remain permanently	No opinion
11/07/07	16	11	18	43	6	7

30. I'm going to mention some groups. For each, please say how much of a presence it has in this area: A very strong presence, a fairly strong presence, a fairly weak presence or no significant presence at all.

11/07/07 - Summary table

	-----Strong-----			----Weak/None----			No op.
	NET	Very	Fairly	NET	Weak	None	
a. The central govt led by Hamid Karzai	74	31	43	24	18	6	1
b. The provincial government	70	26	43	29	24	5	1
c. The local police	67	28	39	32	26	6	1
d. Local commanders and their militias	27	5	22	70	40	31	3
e. The Taliban	10	3	7	86	15	71	4
f. Drug traffickers	11	2	9	83	21	62	6
g. United States or NATO or ISAF forces	50	11	39	47	26	22	3
h. Foreign jihadis	13	3	11	79	22	56	8

Trend:

a. The central government led by Hamid Karzai

	----- Strong -----			--- Weak/None ---			No opinion
	NET	Very	Fairly	NET	Weak	None	
11/07/07	74	31	43	24	18	6	1
10/19/06	70	23	47	30	25	4	0

b. The provincial government

	----- Strong -----			--- Weak/None ---			No opinion
	NET	Very	Fairly	NET	Weak	None	
11/07/07	70	26	43	29	24	5	1
10/19/06	72	21	51	28	27	1	0

c. The local police

	----- Strong -----			--- Weak/None ---			No opinion
	NET	Very	Fairly	NET	Weak	None	
11/07/07	67	28	39	32	26	6	1
10/19/06	78	30	48	22	20	2	0

d. Local commanders and their militias

	----- Strong -----			--- Weak/None ---			No opinion
	NET	Very	Fairly	NET	Weak	None	
11/07/07	27	5	22	70	40	31	3
10/19/06	28	4	24	71	41	30	2

e. The Taliban

	----- Strong -----			--- Weak/None ---			No opinion
	NET	Very	Fairly	NET	Weak	None	

11/07/07	10	3	7	86	15	71	4
10/19/06	7	2	6	91	17	74	2

f. Drug traffickers

	----- Strong -----			--- Weak/None ---			No
	NET	Very	Fairly	NET	Weak	None	opinion
11/07/07	11	2	9	83	21	62	6
10/19/06	12	3	9	83	29	55	5

g. United States or NATO or ISAF forces

	----- Strong -----			--- Weak/None ---			No
	NET	Very	Fairly	NET	Weak	None	opinion
11/07/07	50	11	39	47	26	22	3
10/19/06	57	14	44	40	22	17	3

h. No trend.

31. Now, for each group I mention, please tell me how confident are you in its ability to provide security and stability in your area - very confident, somewhat confident, not so confident or not confident at all?

11/07/07 - Summary table

	---- Confident ----			----- Not confident -----			No
	NET	Very	Smwhat	NET	Not so	Not at all	op.
a. The central government led by Hamid Karzai	82	35	47	17	12	5	1
b. The provincial government	75	28	46	25	18	7	1
c. The local police	67	25	42	33	24	9	1
d. Local commanders and their militias	26	5	21	72	31	41	2
e. The Taliban	8	1	7	89	12	77	3
f. United States or NATO or ISAF forces	52	11	40	46	23	22	3
g. Foreign jihadis	12	2	10	84	21	63	4

Trend:

a. The central government led by Hamid Karzai

	----- Confident -----			----- Not confident -----			No
	NET	Very	Somewhat	NET	Not so	Not at all	opinion
11/07/07	82	35	47	17	12	5	1
10/19/06	80	32	47	20	16	4	0

b. The provincial government

	----- Confident -----			----- Not confident -----			No
	NET	Very	Somewhat	NET	Not so	Not at all	opinion
11/07/07	75	28	46	25	18	7	1
10/19/06	75	24	52	25	21	3	0

c. The local police

	----- Confident -----			----- Not confident -----			No
	NET	Very	Somewhat	NET	Not so	Not at all	opinion
11/07/07	67	25	42	33	24	9	1
10/19/06	79	29	50	21	17	4	0

d. Local commanders and their militias

	----- Confident -----			----- Not confident -----			No opinion
	NET	Very	Somewhat	NET	Not so	Not at all	
11/07/07	26	5	21	72	31	41	2
10/19/06	19	3	17	80	32	47	1

e. The Taliban

	----- Confident -----			----- Not confident -----			No opinion
	NET	Very	Somewhat	NET	Not so	Not at all	
11/07/07	8	1	7	89	12	77	3
10/19/06	6	2	4	93	9	84	2

f. United States or NATO or ISAF forces

	----- Confident -----			----- Not confident -----			No opinion
	NET	Very	Somewhat	NET	Not so	Not at all	
11/07/07	52	11	40	46	23	22	3
10/19/06	67	18	49	31	17	14	3

g. No trend.

32. For each of these same groups, what would you say is its level of support among the people in this area - very strong support, fairly strong support, fairly weak support or no significant support at all?

11/07/07 - Summary table

	-----Strong-----			----Weak/None----			No op.
	NET	Very	Fairly	NET	Weak	None	
a. The central govt led by Hamid Karzai	81	35	46	18	14	5	1
b. The provincial government	72	27	45	27	20	6	1
c. The local police	64	24	40	35	25	10	1
d. Local commanders and their militias	24	4	20	73	34	39	3
e. The Taliban	8	2	5	88	13	75	4
f. Drug traffickers	7	2	6	87	15	71	6
g. United States or NATO or ISAF forces	52	11	42	44	22	22	3
h. Foreign jihadis	15	3	12	78	20	58	7

Trend:

a. The central government led by Hamid Karzai

	----- Strong -----			--- Weak/None ---			No opinion
	NET	Very	Fairly	NET	Weak	None	
11/07/07	81	35	45	18	14	5	1
10/19/06	78	28	50	21	19	2	1

b. The provincial government

	----- Strong -----			--- Weak/None ---			No opinion
	NET	Very	Fairly	NET	Weak	None	
11/07/07	72	27	45	27	20	6	1
10/19/06	74	22	51	26	22	3	1

c. The local police

	----- Strong -----			--- Weak/None ---			No opinion
	NET	Very	Fairly	NET	Weak	None	
11/07/07	64	24	40	35	25	10	1
10/19/06	74	26	49	25	21	3	1

d. Local commanders and their militias

	----- Strong -----			--- Weak/None ---			No
	NET	Very	Fairly	NET	Weak	None	opinion
11/07/07	24	4	20	73	34	39	3
10/19/06	20	4	16	79	36	43	1

e. The Taliban

	----- Strong -----			--- Weak/None ---			No
	NET	Very	Fairly	NET	Weak	None	opinion
11/07/07	8	2	5	88	13	75	4
10/19/06	6	2	4	92	13	79	2

f. Drug traffickers

	----- Strong -----			--- Weak/None ---			No
	NET	Very	Fairly	NET	Weak	None	opinion
11/07/07	7	2	6	87	15	71	6
10/19/06	7	1	6	90	19	70	3

g. United States or NATO or ISAF forces

	----- Strong -----			--- Weak/None ---			No
	NET	Very	Fairly	NET	Weak	None	opinion
11/07/07	52	11	42	44	22	22	3
10/19/06	67	18	49	32	18	13	1

h. No trend.

33. (IF ANY LOCAL SUPPORT FOR TALIBAN) Which of these do you think is the main reason people in your area help or support the Taliban? Is it mainly:

	11/07/07	10/19/06
As a religious duty	25	23
Because they think it can improve security	14	30
Because they agree with its goals	8	14
Because they are threatened or forced	5	12
Because it's better than any of the others	6	6
Because of local clan and tribal conflicts	2	4
To protect the opium trade	1	5
No opinion	40	6

34. Are you aware of any of the following activities by the Taliban in this area?

11/07/07 - Summary table

	Yes	No	No opinion
a. The delivery of night letters	26	71	3
b. Bombings	33	65	2
c. Killing individuals	34	63	2
d. Burning schools/government buildings	34	64	2
e. Fighting government or foreign troops	42	54	3
f. People giving food/money to Taliban	14	80	6

NET - Any one of these: 58

Trend:

a. The delivery of night letters

Yes No No opinion

11/07/07	26	71	3
10/19/06	24	74	2

b. Bombings

	Yes	No	No opinion
11/07/07	33	65	2
10/19/06	43	55	2

c. Killing individuals

	Yes	No	No opinion
11/07/07	34	63	2
10/19/06	42	56	2

d. Burning schools/government buildings

	Yes	No	No opinion
11/07/07	33	64	2
10/19/06	45	53	2

e. Fighting government or foreign troops

	Yes	No	No opinion
11/07/07	42	54	3
10/19/06	45	53	2

f. People giving food/money to Taliban

	Yes	No	No opinion
11/07/07	14	80	6
10/19/06	17	80	3

35. For each item I read, please tell me if it has or has not occurred in this area? (IF HAS OCCURRED) Has it happened in the past year, or longer ago than that?

11/07/07 - Summary Table

	NET	---- Has occurred nearby --- Within 1 year	Longer	Has not	No opinion
a. Car bombs, suicide attacks	37	27	10	61	3
b. Snipers, crossfire	33	20	13	64	3
c. Kidnappings for ransom	37	25	12	60	3
d. Bombing or shelling by U.S., NATO or ISAF forces	29	17	12	67	4
e. Civilians killed or seriously hurt by U.S., NATO or ISAF forces	34	24	10	63	4
f. Civilians killed or seriously hurt by the Afghan army or police	23	16	7	73	4
g. Civilians killed or seriously hurt by the Taliban, Al Qaeda or foreign jihadis	40	27	13	54	5

36. Do you think the government of Pakistan is allowing the Taliban to operate within its borders, or trying to stop the Taliban from operating there?

	Allowing Taliban to operate	Trying to stop from operating	No opinion
11/07/07	69	19	11

37. What is your opinion of the cultivation of poppies for opium? Do you see this as:

	Acceptable in all cases	Only acceptable if no other way to earn living	Unacceptable in all cases	No opinion
11/07/07	8	28	62	3
10/19/06	5	35	58	2
10/18/05	5	21	73	1

38. Do you think the government should allow opium poppies to be grown, or take measures to kill off opium poppy fields? (IF KILL OFF) Do you support or oppose doing this by spraying plant-killing chemicals from airplanes?

	Allow poppies to grow	-- Take measures to kill off poppies --				No opinion
		NET	Support spraying	Oppose spraying	Unsure a/b spraying	
11/07/07	11	84	13	45	26	5

39. Now I'm going to ask what you think about some people and groups. [INSERT]: Is your opinion of [INSERT] very favorable, somewhat favorable, somewhat unfavorable, or very unfavorable?

11/07/07 - Summary Table

	----- Favorable -----			---- Unfavorable ----			No opinion
	NET	Very	Somewhat	NET	Somewhat	Very	
a. The Taliban	13	3	10	84	15	69	4
b. Osama Bin Laden	9	2	7	87	11	76	4
c. The United States	65	17	48	32	11	21	3
d. Pakistan	19	2	17	80	16	63	1
e. Great Britain	49	10	39	45	18	27	6
f. Iran	52	14	38	45	20	25	3
g. Germany	70	22	48	24	11	13	6

Trend:

a. The Taliban

	----- Favorable -----			---- Unfavorable ----			No opinion
	NET	Very	Somewhat	NET	Somewhat	Very	
11/07/07	13	3	10	84	15	69	4
10/19/06	10	2	8	89	13	76	1
10/18/05	8	3	6	89	15	74	2
3/13/04	13	NA	NA	75	NA	NA	

b. Osama Bin Laden

	----- Favorable -----			---- Unfavorable ----			No opinion
	NET	Very	Somewhat	NET	Somewhat	Very	
11/07/07	9	2	7	87	11	76	4
10/19/06	5	2	4	90	7	84	4
10/18/05	5	2	3	90	6	85	5

c. The United States

	----- Favorable -----			---- Unfavorable ----			No opinion
	NET	Very	Somewhat	NET	Somewhat	Very	
11/07/07	65	17	48	32	11	21	3
10/19/06	74	23	51	25	11	14	1
10/18/05	83	24	59	14	8	6	3
3/13/04	65	NA	NA	24	NA	NA	

- d. No trend.
- e. No trend.
- f. No trend.
- g. No trend.

40. Now I'd like to ask you some questions about women in Afghanistan. Please tell me if each of the following is something you support strongly, support somewhat, oppose somewhat or oppose strongly?

11/07/07 - Summary Table

	----- Support -----			----- Oppose -----			No opin.
	NET	Strongly	Somewhat	NET	Somewhat	Strongly	
a. Women voting	86	59	27	13	8	5	1
b. Women holding jobs outside the home	68	38	29	32	20	11	1
c. Women holding government office	60	31	29	39	26	14	1
d. Girls education	89	60	29	11	7	4	*
e. Women wearing the burka	77	49	28	22	14	7	1

Trend:

a. Women voting

	-----Support-----			-----Oppose-----			No opinion
	NET	Strongly	Somewhat	NET	Somewhat	Strongly	
11/07/07	86	59	27	13	8	5	1
10/18/05	89	66	23	10	6	5	0

b. Women holding jobs outside the home

	-----Support-----			-----Oppose-----			No opinion
	NET	Strongly	Somewhat	NET	Somewhat	Strongly	
11/07/07	68	38	29	32	20	11	1
10/18/05	74	42	31	26	15	11	0

c. Women holding government office

	-----Support-----			-----Oppose-----			No opinion
	NET	Strongly	Somewhat	NET	Somewhat	Strongly	
11/07/07	60	31	29	39	26	14	1
10/18/05	65	38	27	34	18	16	1

d. Girls education

	-----Support-----			-----Oppose-----			No opinion
	NET	Strongly	Somewhat	NET	Somewhat	Strongly	
11/07/07	89	60	29	11	7	4	*
10/18/05	93	72	20	7	5	2	0

e. No trend.

41. For statistical purposes only, we need to know your average monthly household income. Will you please tell me which of the following categories best represents your average total family monthly income? (in Afغانis)

	<2K	2-3K	3-5K	5-10K	10-15K	15-20K	20-25K	25K+	No opinion
--	-----	------	------	-------	--------	--------	--------	------	---------------

11/07/07 9 26 26 25 8 3 1 * 2

Compare to: U.S. dollars

	Up to \$40	\$40-60	\$60-100	\$101-201	\$201-301	\$302-402	\$402-502	\$502+	No opinion
11/07/07	9	26	26	25	8	3	1	*	2

42. Do you have electric power here in your household? IF YES: From your own generator, from a shared generator, or from the power lines?

	Yes, have electricity						
	NET	Own generator	Shared generator	Power lines	Both	No	No opinion
11/07/07	40	13	7	17	3	58	2
10/19/06	59	25	9	19	6	41	0

43. (IF THEY GET ELECTRICITY FROM THE POWER LINES) Roughly how many hours a day (out of 24) do you have electricity from the power lines?

	1-6	7-12	12-23	All day	No opinion
11/07/07	46	18	14	19	2
10/19/06	39	28	21	11	0
10/18/05	38	40	4	12	6

44. Thinking about the price of food these days - would you say that you can afford to buy all the food you need, you can afford to buy some food but not all you need, you can afford to buy very little food, or that you cannot afford to buy any food at all and rely entirely on what you can raise yourself or receive from food assistance?

	All/Some			Very little/None			No opinion
	NET	All	Some	NET	Very little	None	
11/07/07	46	10	36	54	42	12	1

45. Now thinking about the price of fuel for cooking or generators - would you say that you can afford all the fuel you need, you can afford some fuel but not for everything you need, you can afford very little fuel, or you cannot afford any fuel at all and rely entirely on what you can gather yourselves or donated fuel assistance?

	All/Some			Very little/None			No opinion
	NET	All	Some	NET	Very little	None	
11/07/07	33	6	27	65	44	21	1

46. Do you or does anyone in your household living at this address own a:

a. TV

	Yes	No	No opinion
11/07/07	36	64	*
10/19/06	45	54	0
10/18/05	43	57	0

b. Satellite dish

	Yes	No	No opinion
11/07/07	7	93	*
10/19/06	10	90	0

10/18/05 9 90 2

c. Telephone (land line)

	Yes	No	No opinion
11/07/07	4	96	*
10/19/06	1	98	0
10/18/05	1	98	1

d. Mobile phone

	Yes	No	No opinion
11/07/07	43	57	*
10/19/06	38	61	0
10/18/05	31	69	0

e. Radio

	Yes	No	No opinion
11/07/07	91	9	*
10/19/06	92	8	0
10/18/05	95	5	0

f. Refrigerator

	Yes	No	No opinion
11/07/07	12	87	*
10/19/06	16	84	0
10/18/05	11	88	0

g. Bicycle

	Yes	No	No opinion
11/07/07	60	39	*
10/19/06	57	43	0
10/18/05	63	37	0

h. Motorbike

	Yes	No	No opinion
11/07/07	27	73	*
10/19/06	27	72	0
10/18/05	26	74	0

i. Work animal

	Yes	No	No opinion
11/07/07	42	57	*
10/19/06	43	56	0
10/18/05	47	53	0

j. Car

	Yes	No	No opinion
11/07/07	13	87	*
10/19/06	13	87	0
10/18/05	12	88	0

47. How would you rate Afghanistan's economy now: excellent, good, fair, or poor?

----Excellent/Good---- ----Fair/Poor---- No

	NET	Excellent	Good	NET	Fair	Poor	opinion
11/07/07	39	6	32	59	34	25	3
10/19/06	31	4	27	67	35	32	2
10/18/05	41	8	33	57	38	19	3

48. How would you describe your household's financial situation: excellent, good, fair, or poor?

	----Excellent/Good----			----Fair/Poor----			No
	NET	Excellent	Good	NET	Fair	Poor	opinion
11/07/07	38	6	32	61	44	17	1
10/19/06	37	4	33	62	45	17	0
10/18/05	34	5	30	64	50	14	2

49. Demographics:

Sex:	11/07/07	10/19/06	10/18/05	3/13/04
Men	50	50	50	50
Women	50	50	50	50

Age:	11/07/07	10/19/06	10/18/05	3/13/04
17-24	30	29	29	24
25-34	28	26	25	25
35-49	31	30	32	29
50+	12	15	14	22

Marital status:	11/07/07	10/19/06	10/18/05	3/13/04
Married	73	72	74	83
Unmarried (NET)	27	27	26	17
Widowed	5	5	4	NA
Divorced	*	0	0	NA
Never Married	22	22	22	NA
No opinion	*	0	0	0

Education:	11/07/07	10/19/06	10/18/05	3/13/04
None	55	47	49	43
Primary (incomplete)	11	11	13	8
Primary (complete)	10	14	9	11
Junior high school	10	10	11	10
Senior high school	11	14	14	20
University/Academy	2	3	4	7
No opinion	0	0	0	1

Employment status:	11/07/07	10/19/06	10/18/05	3/13/04
Employed	43	43	43	48
Unemployed	7	7	7	5
Housewife (women)	43	39	36	38
Retired	1	2	2	1
Student	6	10	11	8
Other	*	0	0	0
No opinion	*	0	1	0

Occupation:	11/07/07	10/19/06	10/18/05	3/13/04
Farmer (own land/tenant farmer)	29	20	24	24
Farm laborer(other's land)	9	7	7	4

Laborer, domestic, or unskilled worker	7	8	9	2
Informal sales/business	9	7	8	20
Skilled worker/artisan	18	23	20	7
Office worker/Clerical worker	4	5	3	8
Professional or technical	4	3	8	18
Small business owner	6	8	4	5
Executive or managerial	5	14	8	1
Military/Police	4	5	5	5
Other	5	0	4	5
No opinion	1	0	0	0

Religion:	11/07/07	10/19/06	10/18/05	3/13/04
Muslim (NET)	100	99	100	99
Sunni Muslim	93	87	85	92
Shia Muslim	7	12	15	7
Ismaeli	0	1	0	NA
Hindu	*	0	0	NA
Buddhist	0	0	*	NA
None/Atheist	0	0	0	NA
Other	0	0	0	NA
No opinion	*	0	0	NA

Ethnicity:	11/07/07	10/19/06	10/18/05	3/13/04
Pashtun	38	42	40	46
Tajik	38	37	37	39
Hazara	6	12	13	6
Uzbek	6	5	6	6
Turkmen	2	3	1	1
Noristani	4	NA	NA	NA
Baloch	3	NA	NA	NA
Other	1	1	3	3
No opinion	2	*	*	0

Languages (can read):	11/07/07	10/19/06	10/18/05	3/13/04
Dari	39	48	46	51
Pashto	34	37	38	43
English	7	10	8	13
Arabic	3	5	3	2
Urdu	2	5	2	7
Uzbeki	2	2	3	4
Russian	*	1	1	1
Turki	*	0	1	0
Hindi	*	0	0	0
Other	0	0	0	0
None	46	41	42	35
No opinion	1	1	2	8

Language (of interview):	11/07/07	10/19/06	10/18/05
Dari	32	29	32
Pashto	66	71	68

Locale:	11/07/07	10/19/06	10/18/05
Villages	76	78	78
Towns	1	1	1
City	10	8	8

Metros (Kabul) 13 13 13

END